











I LIBRI DELL'ALFABETO

Da scrivere, colorare, ritagliare, costruire, regalare

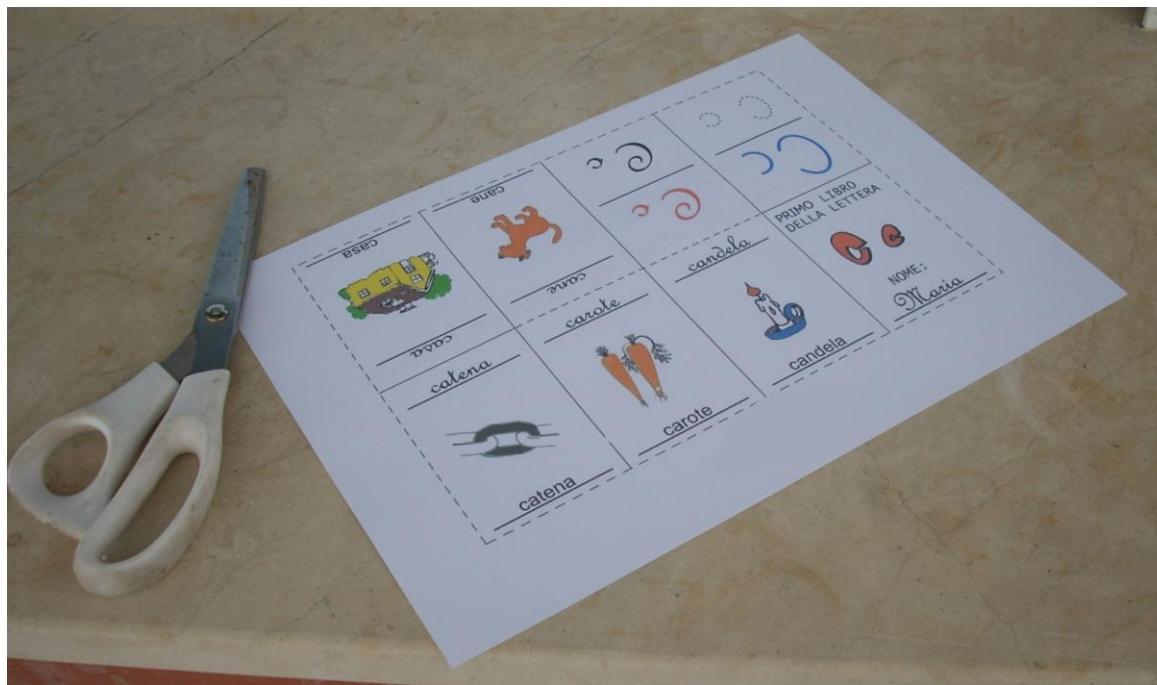
<http://www.vbscuola.it>

Come si costruisce un libro

1 - stampare una pagina, scrivere le lettere e le parole e colorare le immagini:

















<p>casa</p>  <p>casa</p>	<p>cane</p>  <p>cane</p>	 <hr/> 	 <hr/> 
<p>catena</p>  <p>catena</p>	<p>carote</p>  <p>carote</p>	<p>candela</p>  <p>candela</p>	<p>PRIMO LIBRO DELLA LETTERA</p>  <p>NOME: Maria</p>

2 – ritagliare la pagina lungo il bordo tratteggiato esterno:



PRIMO LIBRO DELLA LETTERA

NOME: Maria

 catena	 cane	 cane	
 catena	 cane	 cane	
 carote	 candela	 candela	
 carote	 candela	 candela	


3 – piegare la pagina in questo senso:




4- tagliare la prima colonna lungo la linea tratteggiata:



5 – aprire e piegare come nelle immagini che seguono:















a A


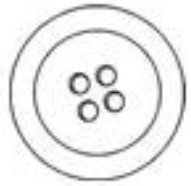
a A




IL MIO LIBRO
DELLA LETTERA

A a

NOME:





IL MIO LIBRO
DELLA LETTERA



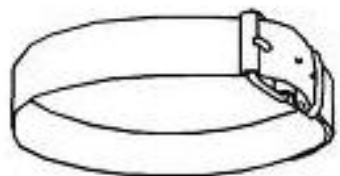
NOME:



PRIMO LIBRO
DELLA LETTERA




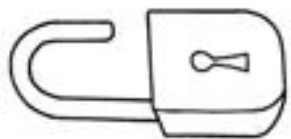
NOME:



SECONDO LIBRO
DELLA LETTERA



NOME:



IL MIO LIBRO
DEL SUONO

ehe

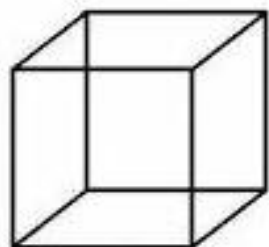
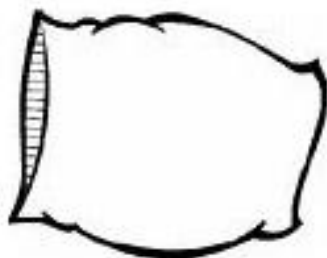
NOME:



IL MIO LIBRO
DEL SUONO

ehi

NOME:



IL MIO LIBRO
DEL SUONO


BU

NOME:



p o

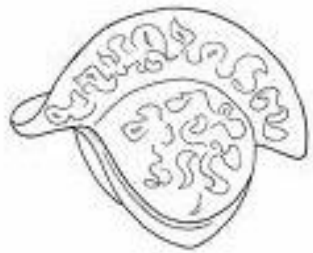
p o



IL MIO LIBRO
DELLA LETTERA


D d

NOME:



e e


e e



IL MIO LIBRO
DELLA LETTERA

E e

NOME:



IL MIO LIBRO
DELLA LETTERA



NOME:



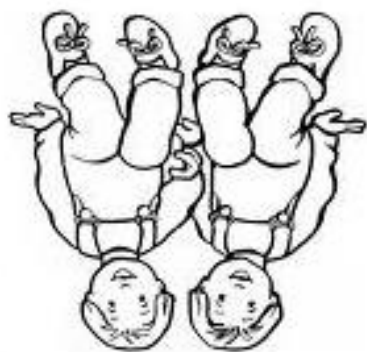
b b



IL MIO LIBRO
DELLA LETTERA



NOME:





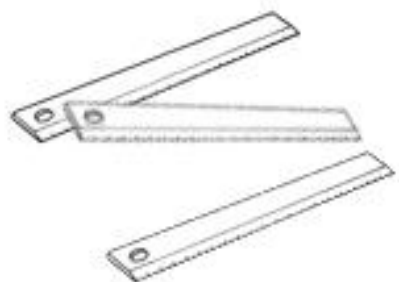
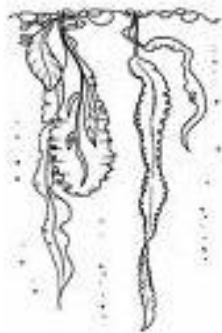
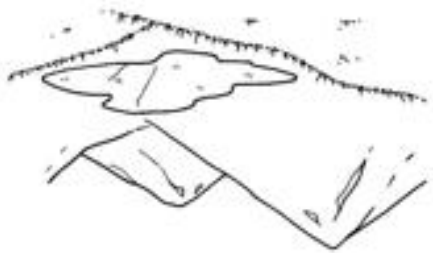
b b



IL MIO LIBRO
DELLA LETTERA




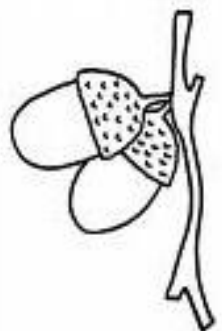
NOME:



IL MIO LIBRO
DEL SUONO





ghe

NOME:



IL MIO LIBRO
DEL SUONO


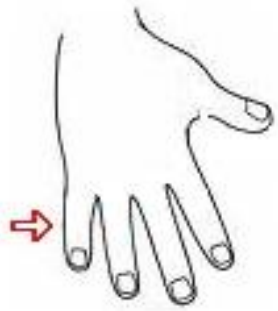
ghi
NOME:



IL MIO LIBRO
DEL SUONO

gl

NOME:



IL MIO LIBRO
DEL SUONO

gn

NOME:




y h

y h

IL MIO LIBRO
DELLA LETTERA


A a

NOME:

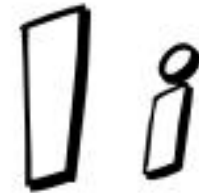


Three horizontal lines for writing, consisting of a top line, a middle line, and a bottom line.

Three horizontal lines for writing, consisting of a top line, a middle line, and a bottom line.



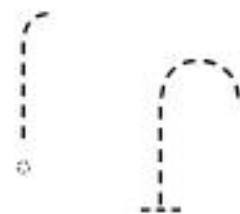
IL MIO LIBRO
DELLA LETTERA



NOME:

Three horizontal lines for writing, consisting of a top line, a middle line, and a bottom line.

Three horizontal lines for writing, consisting of a top line, a middle line, and a bottom line.





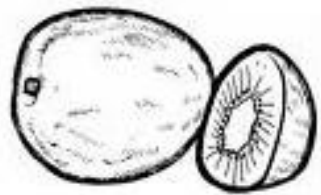
IL MIO LIBRO
DELLA LETTERA



NOME:




k K



IL MIO LIBRO
DELLA LETTERA

K k



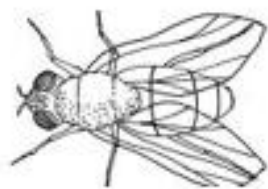
NOME:



IL MIO LIBRO
DELLA LETTERA



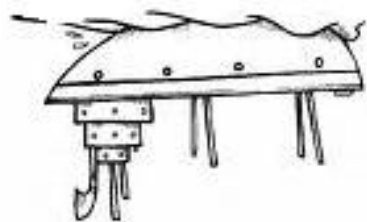
NOME:



IL MIO LIBRO
DELLA LETTERA



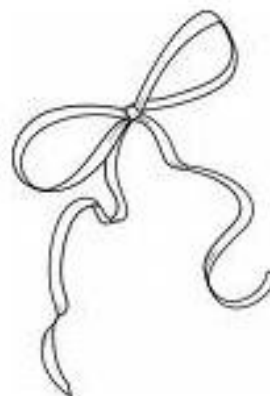
NOME:



3 2
1 0

u u




U N



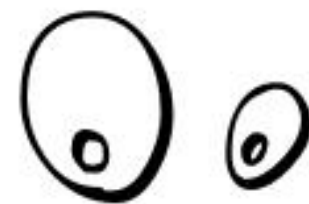
IL MIO LIBRO
DELLA LETTERA

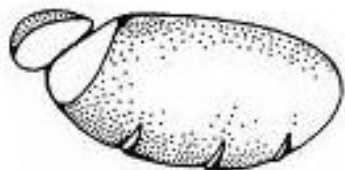
N n

NOME:



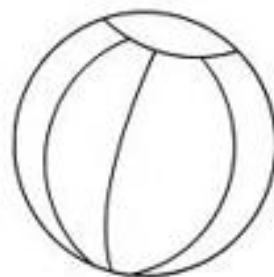
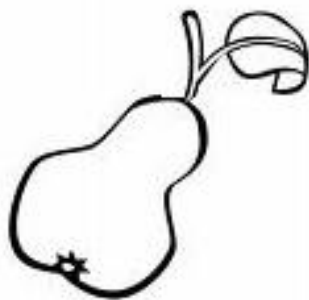
IL MIO LIBRO
DELLA LETTERA





u S


d d



IL MIO LIBRO
DELLA LETTERA

P p

NOME:



IL MIO LIBRO
DELLA LETTERA



NOME:



2 R

r R


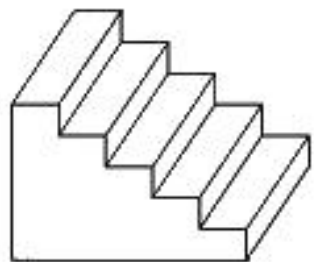
IL MIO LIBRO
DELLA LETTERA



R r



NOME:





NOME:


IL MIO LIBRO
DELLA LETTERA



IL MIO LIBRO
DEL SUONO

SO

NOME:



Two large, stylized letters: a lowercase 't' and a lowercase 'e'.



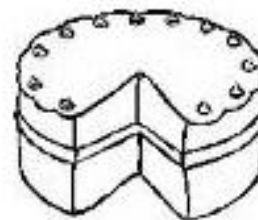
Three horizontal lines for writing practice, corresponding to the letters 't' and 'e' above.

Three horizontal lines for writing practice, corresponding to the dashed letters 't' and 'e' above.

IL MIO LIBRO
DELLA LETTERA

Large stylized letters 'T' and 'E'.

NOME:



A single horizontal line for writing practice.

A single horizontal line for writing practice.

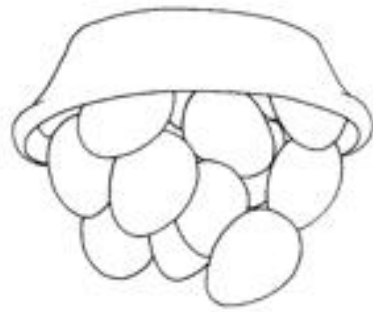

A single horizontal line for writing practice.

A single horizontal line for writing practice.

A single horizontal line for writing practice.

A single horizontal line for writing practice.

A single horizontal line for writing practice.




u u

u u



11



IL MIO LIBRO
DELLA LETTERA

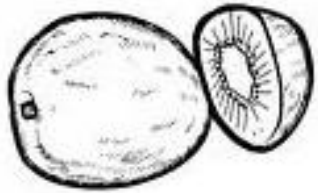
U u

NOME:



IL MIO LIBRO
DELLA LETTERA

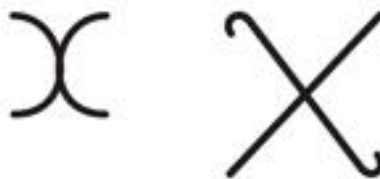
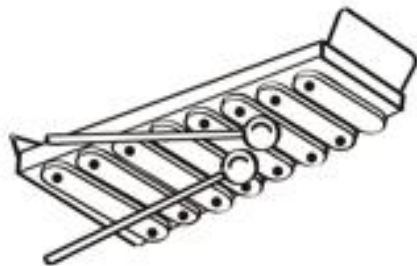





IL MIO LIBRO
DELLA LETTERA



NOME:



IL MIO LIBRO
DELLA LETTERA



NOME:



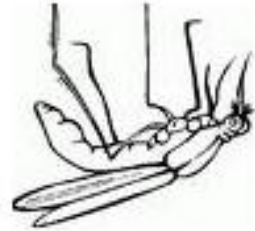
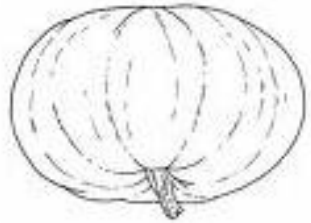
h h



IL MIO LIBRO
DELLA LETTERA

Y y

NOME: _____

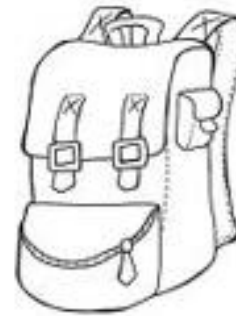


Z Z

Z Z



O



IL MIO LIBRO
DELLA LETTERA

Z Z

NOME: